



Kineologist:PITCH



Kineologist:GAIT

RESOURCE COLLECTION

Kineologist Resource Master PDF

This master collection combines the one-page sales and technical resources for PITCH, GAIT, the technology engine, custom deployments, muscle proxy sequencing, Auto Remap, report surfaces and run-out artifact inspection. Each page is designed to support a focused conversation with coaches, analysts, institutions, partners and deployment stakeholders.

Included resources

01 PITCH overview

Phase-locked pitching evidence, baseline comparison and report outputs.

02 GAIT overview

Walking events, same-foot baselines, telemetry and reports.

03 Technology explainer

Deterministic artifact-driven architecture and review surfaces.

04 Custom deployment guide

How repeatable protocols become dedicated analysis packs.

05 Muscle proxy sequencing

Motion-derived proxy evidence without EMG claims.

06 Hardware-agnostic Auto Remap

Skeleton role mapping and validation boundary.

07 Report surfaces

Coach, Muscle and Master report roles.

08 Run-out artifact inspection

Files, CSVs, plots, reports and debug outputs.



Kineologist



Kineologist: **PITCH**

KINEOLOGIST|PITCH

Baseball pitching analysis from motion files to phase-locked evidence.

PITCH is built for coaches, analysts and facilities who need more than a video impression. Motion capture files are processed through a pitching-specific pipeline that detects P1-P4 phase markers, creates or loads a professional baseline, compares subject movement against that reference, and produces reviewable evidence: 3D motion, telemetry curves, plots, reports, CSVs and debug artifacts. The goal is to make pitching differences visible, repeatable and easier to discuss with athletes or stakeholders.

Sales conversation points

01 Phase-aware workflow

P1-P4 markers anchor the throw so review is tied to baseball-specific phases, not arbitrary frames.

02 Baseline comparison

Reference throws can be cropped, normalised and averaged into a comparison authority.

03 3D and TrackView review

Motion, phase lines, telemetry curves and deltas remain visible together during inspection.

04 Coach and Master reports

Readable report surfaces translate generated evidence into coaching and analyst conversations.

05 Cocking and valgus layers

Technique and heightened-risk movement patterns can be reviewed through rule-based evidence.

06 Artifacts, not black boxes

Reports, plots, CSVs and JSON files remain inspectable after the run.

SAFE POSITIONING

PITCH is a movement-analysis and coaching-support tool. It is not a diagnostic medical system and does not directly measure tissue load or injury risk.



Kineologist



Kineologist:GAIT

KINEOLOGIST|GAIT

Walking analysis from motion files to event-locked evidence.

GAIT makes walking analysis easy to run while keeping the backend precise. Load baseline and subject motion files, choose pipeline options, run the pipeline, then review the generated outputs. The GAIT pack detects initial contact and toe-off events, creates fixed-step windows, supports same-foot baseline comparison, and exports walking telemetry, contact-state channels, reports, plots and debug files. Reviewers can inspect rhythm, cadence, symmetry, foot clearance, trunk behaviour and baseline deltas without manually rebuilding the movement timeline.

Sales conversation points

01 IC / TO event logic

Walking is analysed around initial contact and toe-off events rather than generic frames.

02 Same-foot baselines

Baseline and subject can be aligned to comparable foot-contact windows.

03 Contact-state telemetry

Contact pulses, state channels and cycle data make walking structure visible.

04 3D walking review

Subject and baseline motion can be inspected beside curves and event markers.

05 Reports for review

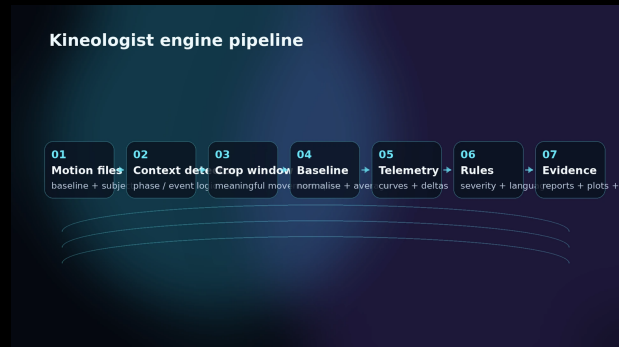
Coach, Muscle and Master reports give different levels of detail from the same run.

06 Repeatable artifacts

Run-out folders preserve reports, plots, CSVs, telemetry and debug evidence.

SAFE POSITIONING

GAIT supports movement review and comparison. It is not a clinical diagnosis system and requires validation for clinical or high-stakes deployment contexts.



TECHNOLOGY OVERVIEW

A deterministic engine for movement evidence.

Kineologist is designed around a clear separation: the backend produces deterministic artifacts and the interface presents them for review. Motion capture files move through context-specific detectors, phase or event cropping, baseline generation, telemetry extraction, rule evaluation, plotting and report generation. The result is a visible evidence chain rather than a one-screen judgement. This makes the system easier to test, explain, audit and adapt across PITCH, GAIT and future movement-analysis products.

Sales conversation points

01 Context-specific detectors

Different movement products define the moments that matter for that task.

02 Baseline builder

Reference motions can become a repeatable comparison authority.

03 Telemetry and markers

Curves, phase/event markers and deltas are exported as generated evidence.

04 Rule engine

Persistent patterns are processed through deterministic, tunable rules.

05 Reports and plots

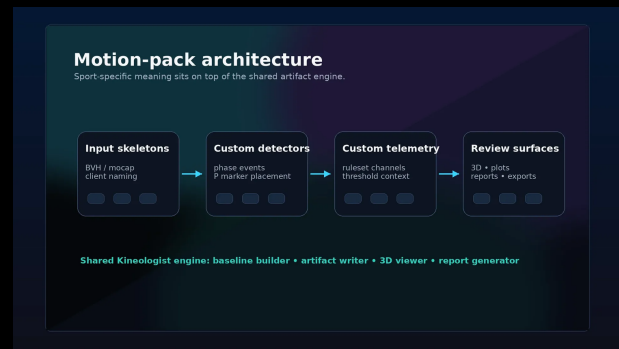
Human-readable reports and technical plots remain tied to artifacts.

06 Review surfaces

3D review, TrackView and resource outputs present backend evidence, not hidden guesses.

SAFE POSITIONING

The technology page should be read as an evidence architecture: generated outputs are inspectable, but new contexts still require real-world validation.



CUSTOM DEPLOYMENTS

Repeatable movement protocols become dedicated analysis packs.

Custom Deployments extend the same engine to new movement contexts. A deployment defines what matters in a protocol, which detectors identify the relevant moments, which telemetry channels should be exported, what custom rules should flag, and which report language should explain the results. Technically, creating a custom deployment is creating a new analysis pack: isolate detectors, telemetry, rules, thresholds and lexicon; integrate it into the shared engine; test it; validate it; then deploy it as a focused product path.

Sales conversation points

01 Define protocol

Lock the movement, audience, capture requirements and success criteria.

02 Select telemetry

Choose channels that actually explain the target movement.

03 Build detectors

Create phase or event logic that marks meaningful windows.

04 Custom rules

Process persistent patterns through severity bands and rule-based analysis.

05 Pack lexicon

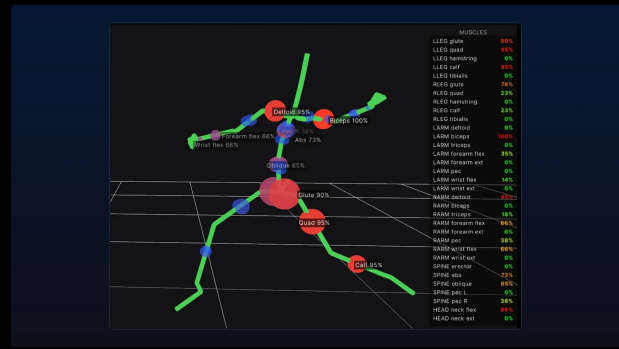
Use context-specific language for findings, reports and review outputs.

06 Validate and deploy

Test with coaches, analysts or domain experts before release.

SAFE POSITIONING

Custom deployments should be validated against the intended population, capture method and review goal before being treated as production authority.



MOTION-DERIVED PROXY LAYER

Muscle proxy sequencing supports movement review without EMG claims.

Kineologist can create muscle proxy views from relative joint rotations, joint motion and velocities. These signals help reviewers see contribution patterns, sequencing order, flexion and extension families, and baseline-relative differences across body regions. The value is not that the software directly measures activation; the value is that motion-derived proxy signals can make movement organisation easier to inspect beside the 3D skeleton, telemetry curves and reports. This gives coaches and analysts another evidence layer to discuss movement timing and contribution.

Sales conversation points

01 Joint rotation and velocity inference

Proxy activity is inferred from motion, rotations and velocities.

02 Full-body mapping

Major body regions and muscle groups can be displayed in context.

03 Flexion / extension groups

Grouped families make contribution patterns easier to interpret.

04 Activity HUD

Proxy percentages can be visualised beside the moving skeleton.

05 Sequencing reports

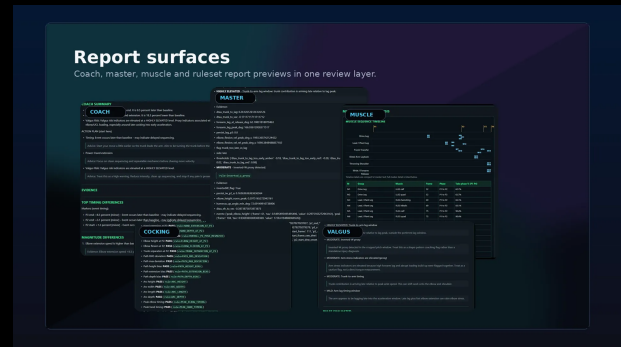
Dedicated outputs summarise ordering, contribution and comparison patterns.

06 Artifact backed

Proxy tables and report surfaces remain tied to generated analysis outputs.

SAFE POSITIONING

Motion-derived muscle proxies are not EMG, not direct measured activation and not a clinical muscle-function diagnosis.



REPORT SURFACES

Coach, Muscle and Master reports serve different review conversations.

Kineologist reports are not separate marketing documents; they are generated outputs from the same artifact-driven run. Coach reports focus on concise applied language that supports review conversations. Muscle reports organise motion-derived proxy sequencing and contribution evidence. Master reports preserve deeper technical context for analysts, educators and validation partners. Together they let a sales team, coach or facility show the same analysis at different levels of depth without losing the link back to markers, telemetry and files.

Sales conversation points

01 Coach report

Applied summary language for coaches, practitioners and athlete review.

02 Muscle report

Proxy sequencing, contribution and comparison tables in structured form.

03 Master report

Deeper technical context for analysts, educators and validation partners.

04 Evidence linked

Reports remain tied to markers, telemetry, rule outputs and artifacts.

05 Multilingual path

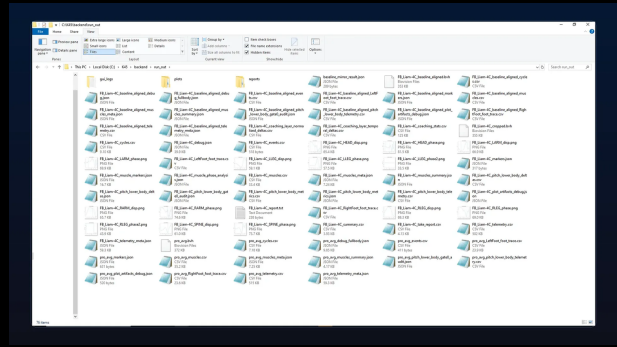
Report language can be shaped for supported deployment languages.

06 Audience aware

The same run can support different levels of conversation.

SAFE POSITIONING

Reports explain generated movement evidence; they should not be presented as medical diagnosis or direct physiological measurement.



RUN-OUT ARTIFACT INSPECTION

A run produces files you can inspect, not just a screen you must trust.

Every Kineologist run writes a run-out folder containing the evidence generated by the backend. This can include cropped motion files, baseline-aligned motion, markers, telemetry CSVs, plots, reports, rule snapshots, debug files and support artifacts. For sales conversations, this is important: the product is not just a visual viewer. It is an evidence-producing pipeline where outputs can be opened, shared, checked and discussed after the session. That artifact trail supports trust, testing, deployment review and future validation.

Sales conversation points

01 Motion outputs

Cropped and baseline-aligned files preserve the analysed movement window.

02 Markers and events

Phase or walking-event files describe the timeline authority.

03 Telemetry CSVs

Channels, deltas, contact states and curves can be inspected as data.

04 Plots

Technical curves support deeper review and documentation.

05 Reports

Coach, Muscle and Master reports turn evidence into readable summaries.

06 Debug support

Snapshots and logs help trace how the result was produced.

SAFE POSITIONING

Artifact inspection is part of Kineologist trust: reviewers should be able to see what the backend generated.